



The Characteristics of Fresh-cut Rambutan Fruit during Cold Storage

Luh Suriati ^{a*} and I. Nyoman Rudianta ^a

^a Food Science and Technology Department, Faculty of Agriculture, Warmadewa University, 80235, Denpasar, Bali, Indonesia.

Author's contribution

This work was carried out in collaboration between both authors. Both authors read and approved the final manuscript.

Article Information

DOI: 10.9734/AJAAR/2022/v18i130210

Open Peer Review History:

This journal follows the Advanced Open Peer Review policy. Identity of the Reviewers, Editor(s) and additional Reviewers, peer review comments, different versions of the manuscript, comments of the editors, etc are available here: <https://www.sdiarticle5.com/review-history/86120>

Original Research Article

Received 07 February 2022

Accepted 14 April 2022

Published 18 April 2022

ABSTRACT

Rambutan is a delicious tropical fruit that contains various components that are beneficial for health. Damage to the fruit's skin often causes a decrease in consumer interest. Therefore, fresh-cut rambutan is preferred over whole fruit. A decrease in the quality of fresh-cut rambutan due to cold storage was observed. This study aims to determine changes in the characteristics of fresh-cut rambutan during cold storage. Whole fruit controls were prepared to observe deterioration during storage. The study used a completely randomized design with three replications. Storage time of 0, 3, 6, 9 and 12 days to determine the water content, acidity, total dissolved solids, vitamin C contents, and micrograph of fresh-cut rambutan fruit with Scanning Electron Microscope (SEM). The conclusion is cold storage treatment has an effect on the characteristics of moisture content, degree of acidity, and vitamin C of fresh-cut rambutan fruit. While the total dissolved solid has no effect on the characteristics of fresh-cut rambutan. The decrease in the characteristics of fresh-cut rambutan was sharper than that of intact fruit starting on day 6.

Keywords: Rambutan; fresh-cut; cold storage; quality; shelf life.

1. INTRODUCTION

Rambutan is one of the horticultural tropical fruits commonly grown in Indonesia. This fruit is

popular with lots of nutrients such as sugar, calorie vitamins, minerals, and fibers which are important for the metabolic process of the body [1]. However, the problem associated with

*Corresponding author: Email: suryati_luh@yahoo.com;

rambutan is the short-term damages related to the skin after harvest, which is usually between 2-4 days at room temperature [2]. This condition makes it difficult to market, although the fruit's quality is consumable [3]. Rambutan contains a lot of moisture which acts as a medium of decay and pathological damage due to bacterial and fungal contamination [4]. The fruit is acidic and less sweet when harvested too early, however, it produces a higher taste bland when reaped late. The texture changes are due to the activity of Methyl-esterase and polygalacturonate, which increases the maturity rate [1]. Temperature also contributes to some post-harvest deterioration rates of rambutan such as metabolic and aroma changes, respiration rate, ethylene production, transpiration, texture, and microbial growth [2]. The quality and shelf life of intact rambutan are extended through the use of edible coating with an unchanged pulp's firmness when stored at cold temperatures [5,6].

The damage to its hair tends to lower consumers' consumption rates. Therefore, the fresh-cut acts as a minimal alternative process to solving this problem by removing the inedible portion such as skin, thereby, making the product consumable. Some of its advantages include presenting consumers with a wide range of options in one package, shorter preparation time, reduces household waste, allows consumers to examine the inner state of the product, offer more guaranteed quality, produces the right amount of fresh fruit, facilitate the quality of purchases, and lower product volume at a cheaper rate [7-9].

The state of the fresh-cut distributed to the consumer needs to be nutritional with a preserved flavor and freshly preserved. It is referred to as the ready-to-use products that facilitate subsequent processing of the product [10, 11]. Peeling stresses the fruit and sends signals into the cell tissues, thereby, increasing the respiration and transpiration rates as well as the production of ethylene [12]. The raw materials determine the quality, therefore, the intact fruit needs to be characterized to produce good quality. Furthermore, precise and optimum handling is required to extend the storage under cold temperature, used as an alternative preservative measure to suppress the decline rate [13]. Upstream and downstream cooling is essential for fresh-cut fruit because, at low temperatures, the effects of mechanical injuries are minimized, with lower enzyme activity and metabolic rate [2,14,15]. Therefore this research

aims to determine changes in the characteristics of fresh-cut rambutan during cold storage.

2. RESEARCH METHODS

A 105-day-old Rambutan fruits of the Aceh type obtained from Panji Village Sukasada District Buleleng Regency Bali Province was used. The tools used are chiller, pH meter, refractometer, penetrometer, oven, and plastic packaging mica. This experiment was conducted at the laboratory of Agricultural Technology Food analysis of Warmadewa University.

2.1 Research Design

The random design of one factor was used to determine the storage time of 0, 3, 6, 9, and 12 days, the storage temperature of rambutan fruits at $8 \pm 1^{\circ}\text{C}$. Each treatment was replicated 3 times to determine the water content, acidity, total dissolved solids, vitamin C contents, and micrograph with Scanning Electron Microscope (SEM). Whole fruit controls were prepared to observe deterioration during storage.

2.2 Implementation of the Research

The fruit was grouped following picking age 120 days, bright red skin color, round or oval fruit, long hair and fresh, the pulp is transparent white, fruit weight 20-30g, soft skin texture. Before cutting, hydro-cooling and washing water are used to lower the temperature during harvest and transportation. This was followed by the distribution and the preparation of the fresh-cut, which is prepared with a stainless knife to suppress mechanical damage and tool contamination. This process only removes the skin while the seeds are allowed to be attached to the pulp. All fruits are partly packed in a plastic box with a hole-filled lid with a diameter of 0.5 cm and distributed on the experimental units. Furthermore, the fruit is stored at $8 \pm 1^{\circ}\text{C}$ with the periodic observation on 0, 3, 6, 9, and 12 days. Data obtained from three replications in this study examined the changes in their characteristics separately for intact and fresh-cut rambutan fruit.

2.3 Statistical Analysis

Data were tested by analysis of diversity using Statistical Product and Service Solutions (SPSS). If the diversity of data shows a significant result of treatment, then the test is continued with

Duncan's Multiple Range Test (DMRT) to find out the real difference in the mean data from the treatment.

3. RESULTS AND DISCUSSION

3.1 Moisture Content

Moisture content is an important component of fruits, which is affected by many factors. However, this research showed that the average temperature difference of moisture content on fresh-cut rambutan. The moisture content of rambutan intact ranges from 81.64 – 90.34% w/w, which decreases the storage rate. This is because the longer the storage time, the greater the dehydration process. Some research on tropical fruits also shows similar results, therefore, a greater chance of the respiration process leads to a higher rate of fruit loses due to water [16,17,18].

The average water content of fresh-cut rambutan is 82.54-90.17%, therefore, it is not affected by storage time as shown in Fig. 1. The water content of the intact has a sharper decline than the fresh-cut during storage due to the occurrence of anaerobic fermentation. Some research on tropical fruits also shows that longer storage influences the chance of the respiration process to release water [19-21].

3.2 Degree of Acidity

The degree of acidity is used to express the level of acidity or alkalinity of a material. The results showed that the storage time was significantly different to the acidity of fresh cut rambutan. The intact rambutan has a degree of acidity range between 4.18 to 4.36 and is not affected by the

temperature treatment and storage time. This is because, under room temperature, the enzyme in the intact rambutan becomes inactive, thereby preventing the repair of organic acids. Storage of fruits in cold temperatures (4-12°C) tends to extend the usability and maintain quality [2]. Therefore, the increase or decrease in pH remains in the normal range [12,2,22]. During storage, the degree of acidity of fresh-cut rambutan decreases from 3.23 to 4.30%. Fig. 2 shows the average degree of acidity of the intact and fresh-cut rambutan during storage.

The degree of acidity of fresh-cut rambutan decreases during storage at temperatures of $8 \pm 1^\circ\text{C}$. This is because stripping the skin promotes the occurrence of organic acid reordering, thereby, tissue decay, physiological, pathological, and physical changes. Furthermore, these damages lead to an increase in tissue respiration, production of ethylene, unexpected metabolites, degradation of sensory components such as color, smell, and taste, decreased fruit integrity, and microbial growth [23,4, 17].

3.3 Total Dissolved Solids

Storage time produced the same response to the average value of the total dissolved solids on fresh-cut rambutan fruit, as shown in Fig. 3. The results showed that the total solids dissolved were 8.70%-10.65% w/w of intact fruit, and 8.58 – 10.65% w/w of fresh-cut fruit, respectively. The highest total dissolved solid of the intact fruit was obtained from the 6th day of storage, while the smallest was on the 3rd at 8.70%. The temperatures of $8 \pm 1^\circ\text{C}$ contribute almost the same increase in the total dissolved solids, due to the presence of sugar reshuffle.

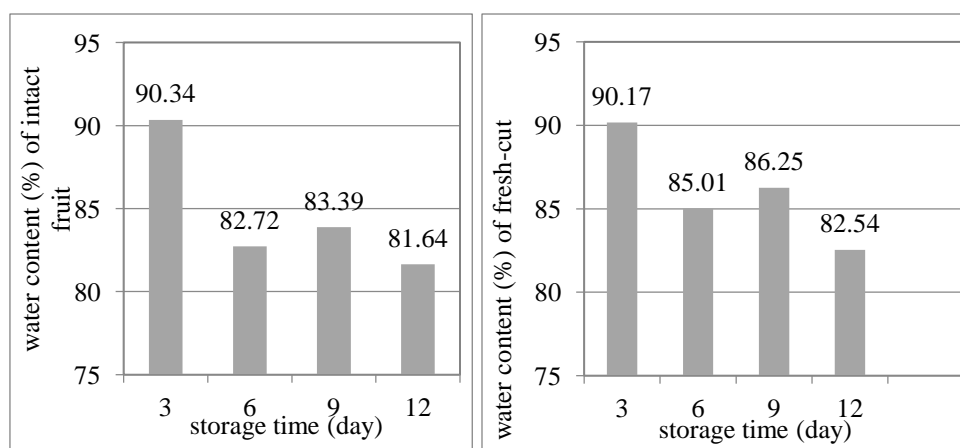


Fig. 1. Water content of intact and fresh-cut rambutan during storage

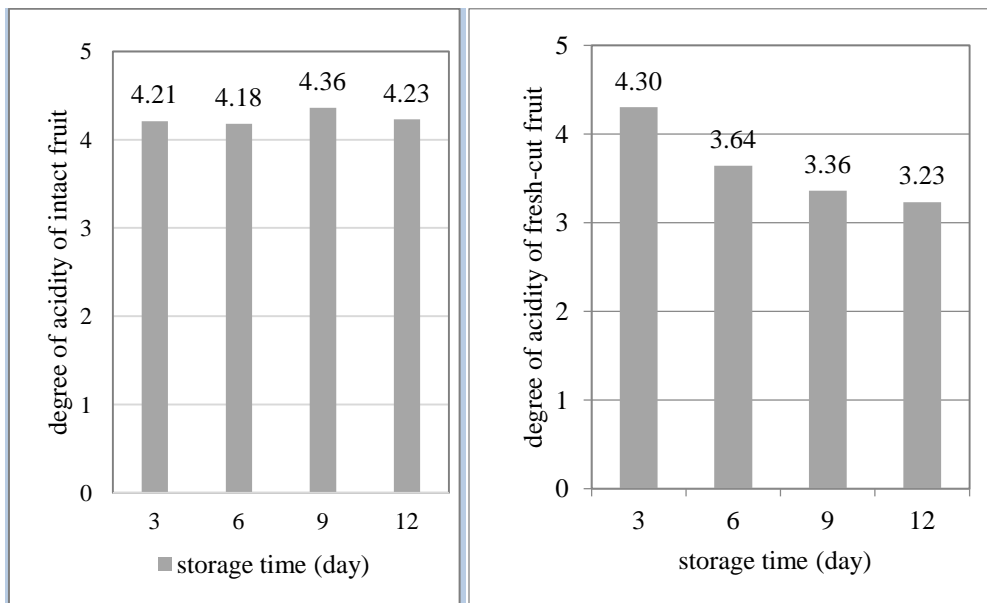


Fig. 2. Degree of acidity intact and fresh-cut rambutan during storage

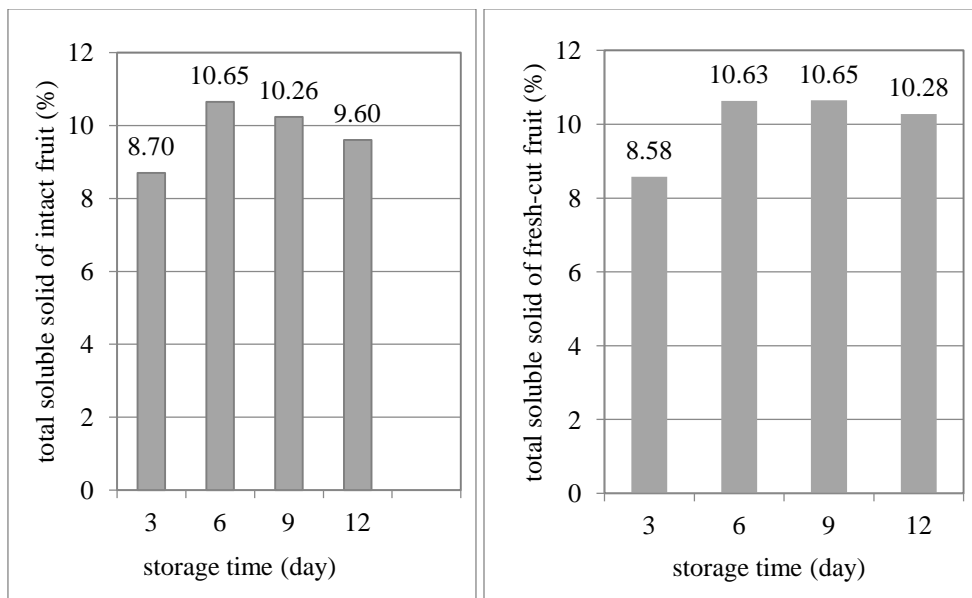


Fig. 3. Total solids dissolved by intact rambutan and fresh-cut during storage

This, in line with the research which stated that low temperature and edible coating are used to store fresh-cut products [24, 25, 26]. Rambutan fruit contains non-climacteric sugar and other dissolved solids during storage with the climacteric fruit subjected to maturation by the length of storage [4,1].

3.4 Vitamin C

The results showed that the long-term storage has significant effect on Vitamin C in the fresh-

cut fruit. The average rate for intact and fresh-cut, which ranges from 12.71-54.92mg/100 g and 11.26-54.46 mg/100 g during storage, is shown in Fig. 4. The highest level was obtained from the 3rd day of storage while the smallest was on the 12th-day at a temperature treatment rate of $8 \pm 1^\circ\text{C}$. The various treatments administered shrunk the vitamin C content with an increase in storage time due to the oxidation process [2, 23, 27]. Peeling the skin of the fruit causes several changes that result in damage. Changes in respiration rate, ethylene production,

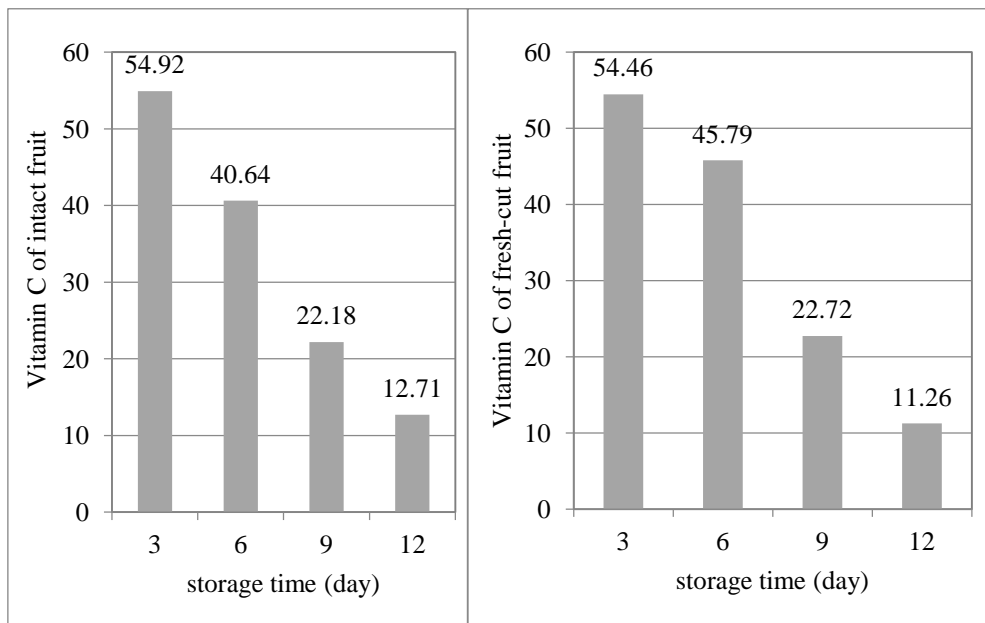


Fig. 4. Vitamin C (mg/100 g) of intact rambutan and fresh-cut during storage




Fig. 5. Micrograph of rambutan fruit by SEM

decreased vitamin C, decreased fruit integrity, and microbial growth [13, 28, 29, 30-34].

3.5 Micrographs

The micrographs of rambutan fruit observed by SEM can be seen in Fig. 5. The surface of the rambutan fruit with horizontal slices in Fig. A shows a network structure in the form of neatly arranged circles with almost the same size. Meanwhile, the vertical slice shown in Fig. B shows the surface of the rambutan fruit with a fibrous cross section like a straight-line

arrangement. Rambutan fruit surface is shiny and smooth. The micrographs of rambutan fruit observed by SEM can be seen in Fig. 5.

4. CONCLUSION

This study could conclude that, the cold storage treatment had an effect on the characteristics of moisture content, degree of acidity, and vitamin C of fresh-cut rambutan fruit. While the total dissolved solid had no effect on the characteristics of fresh-cut rambutan. The decrease in the characteristics of fresh-cut

rambutan was sharper than that of intact fruit starting on day 6.

ACKNOWLEDGMENT

The authors are grateful to the Rector of Warmadewa University for funding and supporting this research. The authors are also grateful to all colleagues for their assistance.

COMPETING INTERESTS

Authors have declared that no competing interests exist.

REFERENCES

- 1 Theapparat Y, Khongthong S, Rodjan P, Lertwittayanon K, Faroongsarng D. Physicochemical properties and in vitro antioxidant activities of pyroligneous acid prepared from brushwood biomass waste of Mangosteen, Durian, Rambutan, and Langsat. *Journal of Forestry Research*. 2019;30(3):1139–1148. Available: <https://doi.org/10.1007/S11676-018-0675-9>
- 2 Suriati L, Candra IP, Supardika IK. Aloe-Gel Coating for Delaying Physicochemical Change of Fresh-Cut Mango. *SEAS (Sustainable Environment Agricultural Science)*. 2021;5(1):58–65. Available: <https://doi.org/10.22225/seas.5.1.3302.58-65>
- 3 Hernández-Hernández C, Aguilar CN, Rodríguez-Herrera R, Flores-Gallegos AC, Morlett-Chávez J, Govea-Salas M, Ascacio-Valdés JA. Rambutan (*Nephelium lappaceum* L.): Nutritional and functional properties. *Trends in Food Science & Technology*. 2019;85:201–210. Available: <https://doi.org/10.1016/J.TIFS.2019.01.018>
- 4 Perumal A, AlSalhi MS, Kanakarajan S, Devanesan S, Selvaraj R, Tamizhazhagan V. Phytochemical evaluation and anticancer activity of rambutan (*Nephelium lappaceum*) fruit endocarp extract against human hepatocellular carcinoma (HepG-2) cells. *Saudi Journal of Biological Sciences*. 2021;28(3):1816–1825. Available: <https://doi.org/10.1016/j.sjbs.2020.12.027>
- 5 Díaz-Montes E, Castro-Muñoz R. Edible Films and Coatings as Food-Quality Preservers: An Overview; 2021. Available: <https://doi.org/10.3390/foods10020249>
- 6 Yousuf B, Qadri OS. Preservation of fresh-cut fruits and vegetables by edible coatings. *Fresh-Cut Fruits and Vegetables: Technologies and Mechanisms for Safety Control*. 2020;225–242. Available: <https://doi.org/10.1016/B978-0-12-816184-5.00011-2>
- 7 Wall MM, Sivakumar D, Korsten L. Rambutan (*Nephelium lappaceum* L.). *Postharvest Biology and Technology of Tropical and Subtropical Fruits*. 2011;4: 312-335e. Available: <https://doi.org/10.1533/9780857092618.312>
- 8 Arias Cruz ME, Velásquez Ramírez HA, Mateus Cagua D, Chaparro Zambrano HN, Orduz Rodríguez JO. Rambután: un nuevo frutal tropical para Colombia con potencial para el mercado interno y de exportación. *Revista Colombiana de Ciencias Hortícolas*. 2016;10(2):262–272. Available: <https://doi.org/10.17584/rcch.2016v10i2.5761>
- 9 Phuong NNM, Le TT, Van Camp J, Raes K. Evaluation of the antimicrobial activity of rambutan (*Nephelium lappaceum* L.) peel extracts. *International Journal of Food Microbiology*. 2020;321:108539. Available: <https://doi.org/10.1016/J.IJFOODMICRO.2020.108539>
- 10 Mohd Suhaimi NI, Mat Ropi AA, Shaharuddin S. Safety and quality preservation of starfruit (*Averrhoa carambola*) at ambient shelf life using synergistic pectin-maltodextrin-sodium chloride edible coating. *Heliyon*. 2021;7(2): e06279. Available: <https://doi.org/10.1016/J.HELIOYON.2021.E06279>
- 11 Prakash A, Baskaran R, Vadivel V. Citral nanoemulsion incorporated edible coating to extend the shelf life of fresh-cut pineapples. *LWT*. 2020;118:108851. Available: <https://doi.org/10.1016/J.LWT.2019.108851>
- 12 Salgado-Cruz, M. de la P, Salgado-Cruz J, García-Hernández AB, Calderón-Domínguez G, Gómez-Viquez H, Oliver-Espinoza R, Fernández-Martínez MC, Yáñez-Fernández J. Chitosan as a Coating for Biocontrol in Postharvest Products: A Bibliometric Review. *Membranes*. 2021;11(6):421. Available: <https://doi.org/10.3390/MEMBRANES11060421>

- 13 Silveti T, Pedroni M, Brasca M, Vassallo E, Cocetta G, Ferrante A, De Noni I, Piazza L, Morandi S. Assessment of the possible application of an atmospheric pressure plasma jet for shelf life extension of fresh-cut salad. *Foods*. 2021;10(3):1–13. Available: <https://doi.org/10.3390/foods10030513>
- 14 Nicolau-Lapeña I, Aguiló-Aguayo I, Kramer B, Abadias M, Viñas I, Muranyi P. Combination of ferulic acid with Aloe vera gel or alginate coatings for shelf-life prolongation of fresh-cut apples. *Food Packaging and Shelf Life*. 2021;27:100620. Available: <https://doi.org/10.1016/J.FPSL.2020.100620>
- 15 Zhang C, Huang L, Pu H, Sun DW. Magnetic surface-enhanced Raman scattering (MagSERS) biosensors for microbial food safety: Fundamentals and applications. *Trends in Food Science and Technology*. 2021;113:366–381.
- 16 Gürbüz R, Kahramanoğlu İ. Possibility of using leaf extracts of tree-of-heaven (*Ailanthus altissima* (Mill.) Swingle) for the postharvest quality preservation of fresh apricot fruits. *Physiological and Molecular Plant Pathology*. 2021;113.
- 17 Deshi V, Homa F, Tokala VY, Mir H, Aftab MA, Siddiqui MW. Regulation of pericarp browning in cold-stored litchi fruit using methyl jasmonate. *Journal of King Saud University – Science*. 2021;33(5).
- 18 Cofelice M, Lopez F, Cuomo F. Quality control of fresh-cut apples after coating application. *Foods*. 2019;8(6). Available: <https://doi.org/10.3390/FOODS8060189>
- 19 Ncama K, Magwaza LS, Mditshwa A, Tesfay SZ. Plant-based edible coatings for managing postharvest quality of fresh horticultural produce: A review. *Food Packaging and Shelf Life*. 2018;16:157–167.
- 20 Zhao H, Fan Z, Wu J, Zhu S. Effects of pre-treatment with S-nitrosoglutathione-chitosan nanoparticles on quality and antioxidant systems of fresh-cut apple slices. *LWT*. 2021;139.
- 21 Aguilar C, Serna-Jiménez J, Benitez E, Valencia V, Ochoa O, Sotelo LI. Influence of high power ultrasound on natural microflora, pathogen and lactic acid bacteria in a raw meat emulsion. *Ultrasonics Sonochemistry*. 2021;72.
- 22 Piazzolla F, Amodio ML, Pati S, Colelli G. Evaluation of quality and storability of “Italia” table grapes kept on the vine in comparison to cold storage techniques. *Foods*. 2021;10(5). Available: <https://doi.org/10.3390/FOODS10050943>
- 23 Liu H, Liu S, Du B, Dong K, Wang Y, Zhang Y. Aloe vera gel coating aggravates superficial scald incidence in ‘Starking’ apples during low-temperature storage. *Food Chemistry*. 2020;339:128151. Available: <https://doi.org/10.1016/j.foodchem.2020.128151>
- 24 Kumar S, Basumatary IB, Sudhani HPK, Bajpai VK, Chen L, Shukla S, Mukherjee A. Plant extract mediated silver nanoparticles and their applications as antimicrobials and in sustainable food packaging: A state-of-the-art review. *Trends in Food Science & Technology*. 2021;112:651–666. Available: <https://doi.org/10.1016/J.TIFS.2021.04.031>
- 25 Xu Y, Guan X, Lin B, Li R, Wang S. Oregano Oil, Epsilon-Polylysine, and Citric Acid Assisted Inactivation of Salmonella in Two Kinds of Tahini during Thermal Treatment and Storage; 2021. Available: <https://doi.org/10.3390/foods10061272>
- 26 Sultan M, Hafez OM, Saleh MA, Youssef AM. Smart edible coating films based on chitosan and beeswax-pollen grains for the postharvest preservation of Le Conte pear; 2021. Available: <https://doi.org/10.1039/d0ra10671b>
- 27 Sadler CR, Grassby T, Hart K, Raats M, Sokolović M, Timotijevic L. Processed food classification: Conceptualisation and challenges. *Trends in Food Science and Technology*. 2021;112:149–162.
- 28 Toivonen PMA, Brummell DA. Biochemical bases of appearance and texture changes in fresh-cut fruit and vegetables. *Postharvest Biology and Technology*. 2008;48(1):1–14. Available: <https://doi.org/10.1016/j.postharvbio.2007.09.004>
- 29 Li L, Yi P, Li C, Xin M, Sun J, He X, Sheng J, et al. Influence of polysaccharide-based edible coatings on enzymatic browning and oxidative senescence of fresh-cut lettuce; 2021. Available: <https://doi.org/10.1002/fsn3.2052>

- 30 Suriati L, Suardani NMA. Application Ecogel Incorporation additive for maintaining the freshness of Strawberry fruit during storage. IOP Conference Series: Materials Science and Engineering. 2021;1098(6):062055. Available: <https://doi.org/10.1088/1757-899x/1098/6/062055>
- 31 Suriati L, Utama IMS, Harjosuwono BA, Gunam IBW. Physicochemical characteristics of fresh-cut tropical fruit during storage. International Journal on Advanced Science, Engineering and Information Technology. 2020;10(4):1731–1736. Available: <https://doi.org/10.18517/ijaseit.10.4.10857>
- 32 Suriati L, Utama IMS, Harjosuwono BA, Gunam IBW. Ecogel incorporated with nano-additives to increase shelf-life of fresh-cut mango. Journal of Applied Horticulture. 2020;22(3):189–195. Available:<https://doi.org/10.37855/jah.2020.v22i03.34>
- 33 Suriati L, Utama IMS, Harsojuwono BA, Gunam IBW, Adnyana IM, Fudholi A. Nano-ecogel to maintain the physicochemical characteristics of fresh-cut mangosteen. AIMS Agriculture and Food. 2021;6(4):988–999. Available: <https://doi.org/10.3934/agrfood.2021059>
- 34 Suriati L. Studies the Resistance to Oxidation and the Changes Phases against the Characteristics of Physicochemical Aloe vera Gel. Journal of Biological and Chemical Research (JBCR). 2018;35(2):670-679. Available:<http://repository.warmadewa.ac.id/id/eprint/426/>

© 2022 Suriati and Rudianta; This is an Open Access article distributed under the terms of the Creative Commons Attribution License (<http://creativecommons.org/licenses/by/4.0>), which permits unrestricted use, distribution, and reproduction in any medium, provided the original work is properly cited.

Peer-review history:

The peer review history for this paper can be accessed here:
<https://www.sdiarticle5.com/review-history/86120>